

FUKUTA

感應伺服馬達

Model: SB-225

FUKUTA SERVO MOTOR

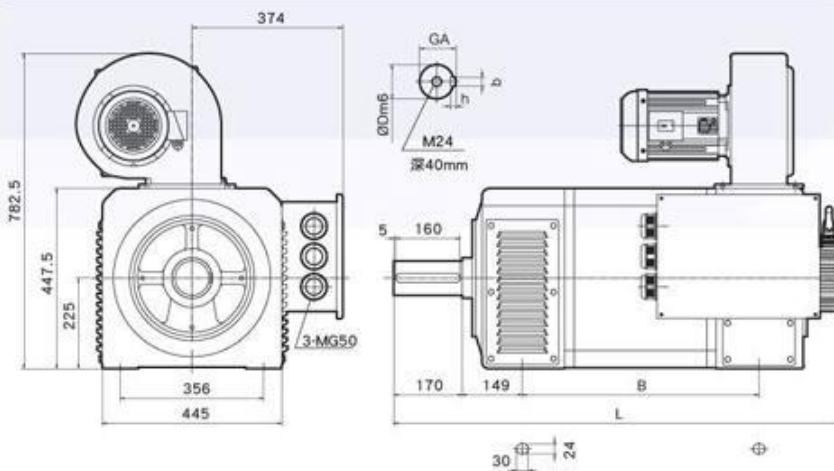


產品規格 Standard

輸出 Output (kw)	150	185	220	300
框號 Frame No.	225S	225M	225L	225X
效率 Efficiency (%)	95.3%	95.5%	95.9%	95.8%
功因 Power Factor	0.844	0.833	0.867	0.840
R1 (Ω) @ 25 °C	0.033	0.024	0.019	0.0130
極數 Poles	4	4	4	4
轉動慣量 Rotor Inertial (kgm ²)	0.0030	0.0038	0.0059	0.0059
激磁電流 Magnetizing Current (A)	107.7	140.4	133.2	209.3
最高轉速 Max. Speed (rpm)	3000	3000	3000	3000
重量 Weight (kg)	705	795	915	1040
編碼 Encoder	1024PPR 5Vdc 2CH+Z			
風扇 Elec Fan	3φ 220/380V 50/60Hz 8/4.6A			
軸承 Bearings	LS:6320C3		OS:6316C3	

一般條件 General Data

安裝方式 Mounting	IM 1001(B3)
保護方式 Protection	IP23
轉子平衡 Rotor Balancing	R級 (ISO2373) R Degree
絕緣系統 Insulation	H級 Class H
冷卻系統 Cooling Sys.	強制通風 Forced Air Cooled
熱保護 Thermal Protection	熱保護器 (常閉) Thermal Protector (NC)
噪音 Noise	80dBA
周溫 Ambient Temp.	-15°C -40°C
高度 Altitude	海拔1000米 1000m ASL

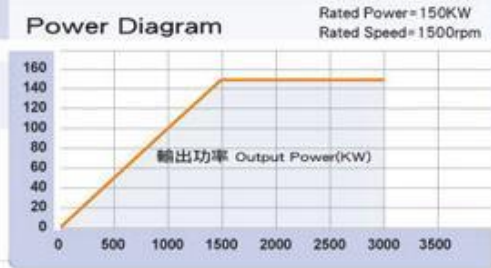
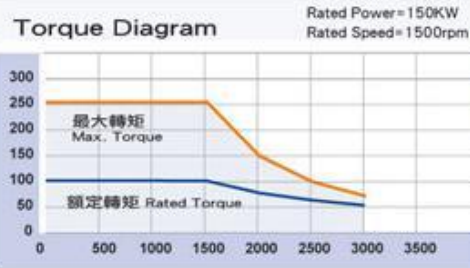


	B	D	bxh	GA	L
225S	587	85	22x14	90	1112
225M	657	85	22x14	90	1182
225L	757	95	25x14	100	1282
225X	857	95	25x14	100	1382

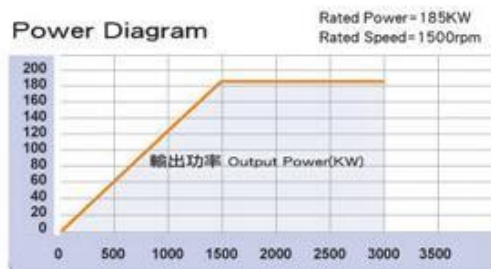
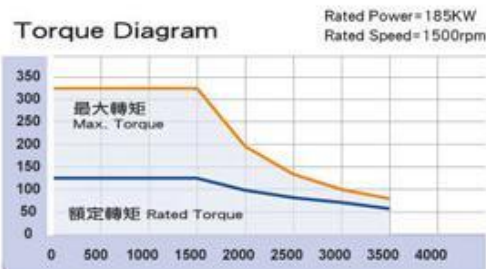
框號 Fr. No.	額定轉速 Rated Speed	最大轉矩 Max. Torque	額定轉矩 Rated Torque	額定輸出 Rated Output	額定電流 Rated Current	額定頻率 Rated Frequency
	RPM	kg-m	kg-m	kw	A/380V	Hz
225S	500	223.95	97.55	50	98.7	17.3
	1000	243.06	97.54	100	188.5	34.0
	1500	258.18	97.44	150	283.6	50.6
	2000	251.20	90.18	185	341.6	67.3
225M	500	278.00	130.72	67	130.9	17.4
	1000	304.06	129.77	133	250.5	34.0
	1500	321.93	120.20	185	353.3	50.6
	2000	307.53	112.08	230	424.1	67.3
225L	500	349.57	163.75	84	162.4	17.4
	1000	370.17	162.78	167	308.6	34.0
	1500	374.28	142.91	220	402.1	50.6
	2000	402.04	134.00	275	524.3	67.2
225X	500	430.05	195.00	100	193.4	17.3
	1000	466.78	195.06	200	376.6	34
	1500	489.76	194.90	300	566.5	50.6
	2000	502.37	182.71	375	718.8	67.3

FUKUTA 伺服馬達技術資料 Servo Motor Technical Datasheet

SB-225S	150KW 380V-1500RPM 負載特性 (150KW Load Character)						
轉速 Speed (rpm)	5	500	1000	1500	2000	2500	3000
電壓 Voltage (V)	12.0	134.1	257.0	380.0	380.0	380.0	380.0
電流 Current (A)	270.02	283.39	283.48	283.56	258.55	262.58	270.05
輸入功率 Input Power (KW)	5.51	56.22	106.81	157.44	156.67	156.76	157.04
最大轉矩 Max. Torque T_m (Kg-m)	258.18	258.18	258.18	258.18	148.87	96.57	67.61
額定轉矩 Rated Torque T_r (Kg-m)	97.44	97.44	97.44	97.44	73.06	58.45	48.71
輸出功率 Output Power (KW)	0.01	50.00	100.00	149.99	149.95	149.97	149.98



SB-225M	185KW 380V-1500RPM 負載特性 (185KW Load Character)						
轉速 Speed (rpm)	5	500	1000	1500	2000	2500	3000
電壓 Voltage (V)	11.1	133.5	256.8	380.0	380.0	380.0	380.0
電流 Current (A)	331.84	353.15	353.26	353.19	318.21	322.95	331.99
輸入功率 Input Power (KW)	6.21	68.84	131.26	193.60	192.76	192.80	193.11
最大轉矩 Max. Torque T_m (Kg-m)	321.93	321.93	321.93	321.93	185.14	119.91	83.86
額定轉矩 Rated Torque T_r (Kg-m)	120.20	120.20	120.20	120.13	90.13	72.09	60.09
輸出功率 Output Power (KW)	0.01	61.68	123.35	184.93	185.00	184.97	185.00

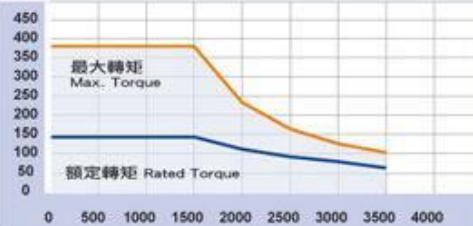


FUKUTA 伺服馬達技術資料 Servo Motor Technical Datasheet

SB-225L	220KW 380V-1500RPM 負載特性 (220KW Load Character)						
轉速 Speed (rpm)	5	500	1000	1500	2000	2500	3000
電壓 Voltage (V)	10.7	133.2	256.6	380.0	380.0	380.0	380.0
電流 Current (A)	396.94	401.86	401.99	402.09	378.23	384.86	397.01
輸入功率 Input Power (KW)	7.14	81.05	155.25	229.48	228.83	229.01	229.37
最大轉矩 Max. Torque Tm (Kg-m)	374.28	374.28	374.28	374.28	214.70	138.85	96.99
額定轉矩 Rated Torque Tr (Kg-m)	142.91	142.91	142.91	142.91	107.16	85.75	71.45
輸出功率 Output Power (KW)	0.02	73.33	146.66	219.99	219.94	219.99	219.98

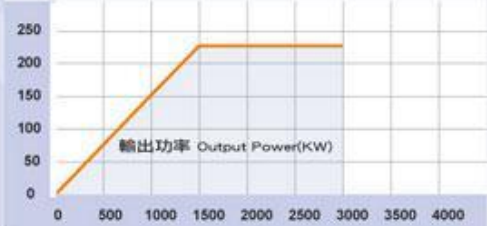
Torque Diagram

Rated Power=220KW
Rated Speed=1500rpm



Power Diagram

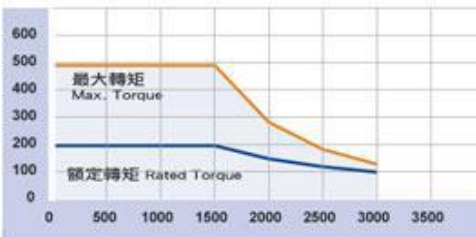
Rated Power=220KW
Rated Speed=1500rpm



SB-225X	300KW 380V-1500RPM 負載特性 (300KW Load Character)						
轉速 Speed (rpm)	5	500	1000	1500	2000	2500	3000
電壓 Voltage (V)	10.8	133.2	256.6	380.0	380.0	380.0	380.0
電流 Current (A)	547.65	566.24	566.41	566.29	517.12	527.90	547.77
輸入功率 Input Power (KW)	9.89	110.89	212.08	313.15	312.04	312.25	312.90
最大轉矩 Max. Torque Tm (Kg-m)	489.76	489.76	489.76	489.76	280.59	181.26	126.52
額定轉矩 Rated Torque Tr (Kg-m)	194.90	194.90	194.91	194.81	146.13	116.90	97.42
輸出功率 Output Power (KW)	0.03	100.01	200.02	299.88	299.93	299.93	299.94

Torque Diagram

Rated Power=300KW
Rated Speed=1500rpm



Power Diagram

Rated Power=300KW
Rated Speed=1500rpm

